

Horizon KBC Dynamic Responsible Investing (EUR)

Classic Shares - Capitalisation

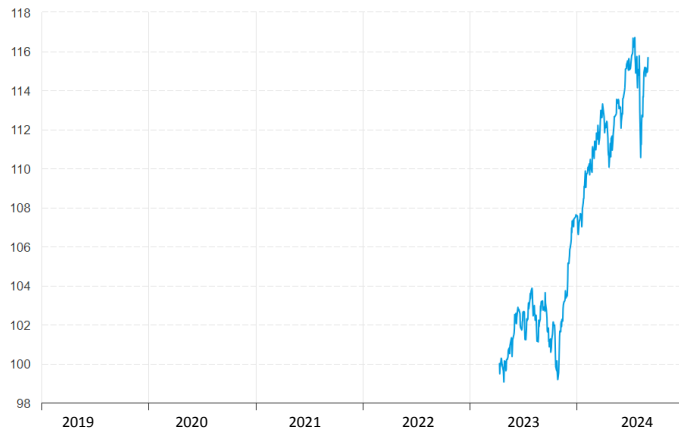
Sub-fund of Belgian UCI

Managed by the Belgian management company KBC Asset Management NV

Monthly fund fact sheet | 30 August 2024 | This is a marketing communication.



MOVEMENTS IN THE NET ASSET VALUE



Past movements in asset value are not a reliable indicator for the future. (Source: KBC Asset Management.)

KEY FIGURES

ISIN Code	BE6341934741
Last Net Asset Value	115.67 EUR
Net Assets (in MM)	292,23 EUR
Subscription Fee	2.500%
Redemption Fee	0.000%
Exit Fee < 1 month after entry	max. 5.000%
Anti-dilution levy*	in exceptional situations
Ongoing Charges (including)	2.029%
- Management fee	max. 1.450%
Fund Category	multi-asset
Launch Date	11 April 2023
Term/Maturity Date	no maturity date
Minimum investment	-
Liquidity	daily
SFDR classification*	Art. 8

PAST PERFORMANCE PER CALENDAR YEAR

In accordance with the relevant legislation, this graph will only become available when the investment has run for at least one year.

Year	ANNUALISED RETURN		CUMULATIVE RETURN	
	sub-fund	benchmark	sub-fund	benchmark
since launch	11.01%	13.03%	7.50%	9.21%
1	12.19%	14.21%		

Performance and return figures are historical investment returns and are denominated in the currency of the fund. The figures for the fund factor in all charges and fees, except entry and exit charges and taxes. The figures for the benchmark – i.e. the reference point for this fund – do not include any fees or charges. Past performance and return figures are not a reliable indicator for the future. (Source: KBC Asset Management.)

TAX TREATMENT IN BELGIUM

Applies to individual investors who are subject to Belgian personal income tax.	
Withholding tax rate	30%
Withholding tax on redemption	open the asset test document on the www.kbc.be/investment-legal-documents page
Stock exchange tax on redemption	1.32% (max. 4 000 EUR)

RISK INDICATOR

1
2
3
4
5
6
7

<.....>

Lower risk
Higher risk

The risk indicator assumes you keep the product for 5 years.
The actual risk can vary significantly if you cash in at an early stage and you may get back less.

The summary risk indicator is a guide to the level of risk of this product compared to other products. It shows how likely it is that the product will lose money because of movements in the markets or because we are not able to pay you.

3 reflects how sensitive the various assets in which the fund invests are to the markets. Consequently, the indicator lies between that of a typical bond fund (2) and a typical equity fund (4).

This product does not include any protection from future market performance so you could lose some or all of your investment.

Moreover, an investment in this fund involves:

- a moderate level of inflation risk : the bond component does not provide any protection against an increase in inflation.
- a moderate level of exchange rate risk : since there are investments in securities that are denominated in currencies other than the Euro, there is a real chance that the value of an investment will be affected by movements in exchange rates.
- a moderate level of credit risk : the bond component invests primarily - but not exclusively- in bonds with an investment grade rating. Consequently, the risk that an issuer can no longer meet its obligations is higher than in an investment that consists only of bonds with an investment grade rating. If investors are in doubt about the creditworthiness of the issuers of the bonds, the value of those bonds can fall.

There is no capital protection.

*An overview of financial and economic terms can be found under "Glossary".



OBJECTIVES AND INVESTMENT POLICY

Horizon KBC Dynamic Responsible Investing aims to achieve the highest possible return by investing in line with the investment strategy of KBC Asset Management NV (see www.kbc.be/investment-strategy). The fund invests directly or indirectly in various asset classes, such as shares and/or share-related investments (the 'stock component'), bonds and/or bond-related investments (the 'bond component'), money market instruments, cash and cash equivalents, and/or alternative investments (including real estate and financial instruments that are linked to price movements on the commodity market). The target allocation is 55% shares and/or share-related investments (stock component) and 45% bonds and/or bond-related investments (bond component). The target allocation may be deviated from in line with the investment strategy of KBC Asset Management NV. It is therefore possible for the fund to invest in asset classes that are not included in the target allocation. The portfolio is generally evenly allocated between shares and bonds. The stock component is invested in a worldwide selection of shares that may come from any region, sector or theme. The credit rating* that the bond component must meet is set out in the prospectus (for more details, see the 'Characteristics of the bonds and debt instruments' section in the information concerning this sub-fund in the prospectus).

Within the limitations described above, the fund pursues responsible investing objectives based on a dualistic approach: a negative screening and a positive selection methodology.

The negative screening entails that the fund may not invest in assets of issuers that are excluded based on exclusion criteria (including tobacco, gambling activities and weapons). More information on the exclusion policy can be found at www.kbc.be/investment-legal-documents > Exclusion policy for Responsible Investing funds.

The positive selection methodology is a combination of portfolio targets and supporting sustainable development.

Portfolio targets are based on a reduction in greenhouse gas intensity and an improvement in ESG characteristics versus its benchmark.

Sustainable development is supported by investing in green, social and sustainability bonds and in issuers contributing to the UN Sustainable Development Goals.

More information on the positive selection methodology and the concrete goals of the fund can be found at www.kbc.be/investment-legal-documents > Investment policy for Responsible Investing funds and in the annex to the prospectus for this fund.

Horizon KBC Dynamic Responsible Investing is actively managed with reference to the following benchmark: 55% MSCI All Countries World Net Return Index - 22,5% JP Morgan EMU government bonds investment grade All Maturities Total Return Index - 22.5% iBoxx Euro corporate bonds Total Return Index. (www.MSCI.com). However, is not the aim of the fund to replicate the benchmark. The composition of the benchmark is taken into account when compiling the portfolio.

Due to the above responsible investing methodology, the portfolio's composition may differ from the benchmark's.

The benchmark is also used to determine the fund's risk limitation mechanism. This limits the extent to which the fund's return may deviate from the benchmark.

The longterm expected tracking error for this fund is 2%. The tracking error measures the volatility of the fund's return relative to that of the benchmark. The higher the tracking error, the more the fund's return fluctuates relative to the benchmark. Market conditions may cause the actual tracking error to differ from the expected tracking error. Horizon KBC Dynamic Responsible Investing may make limited use of derivatives*. This means it can use derivatives to help achieve the investment objectives (for instance, to increase or decrease exposure to one or more market segments in line with the investment strategy) or to neutralise the portfolio's sensitivity to market factors (by hedging an exchange rate risk, for example). The manager can make significant use of derivatives involving the assets of issuers that do not have a responsible character. The portfolio is put together primarily from funds managed by a member of the KBC group based on criteria such as how transparent the investment policy of those funds is and whether or not their strategy is in line with this fund's investment strategy.

The fund is denominated in Euro.

The fund reinvests any income received in the manner set out in the prospectus (for more details, see section 'Types of units and fees and charges' of the information for this sub-fund in the prospectus).

The above objectives and investment policy have been taken in their entirety from the Key Information Document (KID). Neither the capital nor the return is guaranteed or protected.

PRODUCT RATING



Along with the volatility of the market, this product rating, developed by KBC, also takes other factors into account such as scheduled repayment of capital, credit worthiness, asset allocation, exposure to foreign currencies and liquidity. You can find more information under 'Product Rating'. Under normal market circumstances, a lower risk (lower product rating) will lead to a potential lower return. Under normal market circumstances, a higher risk (higher product rating) will lead to a potential higher return. More information and background on the various factors used to determine the product ratings can be found at www.kbc.be/productrating.

CUSTOMER'S RISK PREFERENCE

This product is aimed in the first place at investors with at least a 'Dynamic' investment risk preference. KBC Bank recommends that you should only invest in this product if you understand its essential features and, in particular, what risks are associated with it. If KBC recommends the product in the context of providing investment advice, KBC is required to examine whether the product is suitable for you in the light of your knowledge and experience of the product, your investment goals and your financial capacity. If KBC does not give investment advice and you take the initiative yourself, then KBC is not required to check whether this product is suitable for you. If in that case it concerns a complex product, KBC will still be required to determine whether you have sufficient knowledge and experience of the product. If you do not, KBC must warn you that the product is not appropriate for you. For more information on customer risk preferences, go to www.KBC.be/investmentprofile.

*An overview of financial and economic terms can be found under "Glossary".

RESPONSIBLE INVESTING

Company ESG risk score

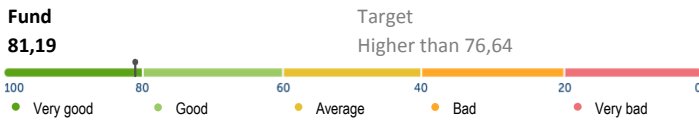
The ESG* risk score for companies* measures the difference between a company's exposure to sector-relevant environmental, social and governance (ESG) risks and the extent to which the company covers these risks. A lower score indicates less sustainability risk for the company in question.



Source: Morningstar Sustainalytics © Morningstar Sustainalytics (2024) – Data coverage rate*: 99,93% fund

Country ESG score

The country ESG* score* assesses how well the government policies of countries perform in terms of the environment, social issues and corporate governance (ESG). The higher the score, the greater the number of countries that are committed to sustainable development.



Source: KBC Group Economics – Data coverage rate*: 100,00% fund

Principal adverse impacts on sustainability factors

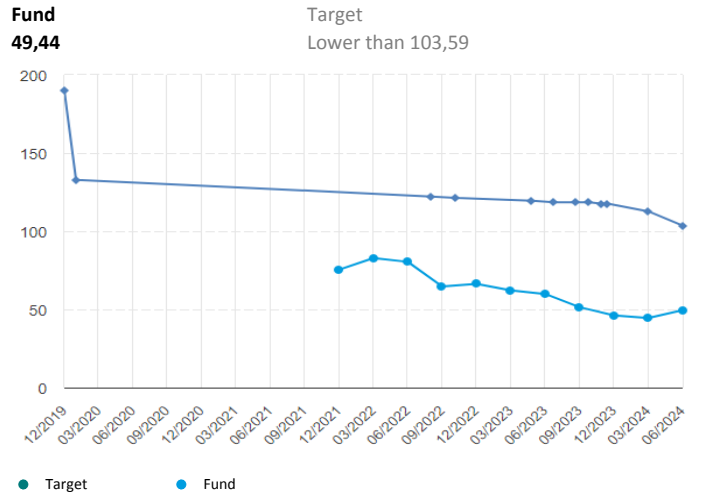
The fund takes into account in its investment decisions all Principal Adverse Impacts on sustainability factors (PAI) such as the environment, social framework, respect for human rights, anti-corruption, ...

All indicators listed in Table 1 as well as the relevant indicators from Tables 2 and 3 of Delegated Regulation 2022/1288 (Annex 1) are taken into account. The most important are:

- **Greenhouse gases: PAI 3**
This fund has a greenhouse gas intensity reduction target for companies.
- **Greenhouse gases: PAI 4**
This fund does not invest in companies that are active in the fossil fuel sector.
- **Biodiversity: PAI 7**
This fund does not invest in companies that have major or serious controversies related to land use and biodiversity or in companies with activities that have an adverse impact on biodiversity and do not take sufficient measures to reduce their impact.
- **Social affairs and employees: PAI 10**
This fund does not invest in companies that seriously violate UNGC principles and OECD guidelines.
- **Social affairs or employees: PAI 14**
This fund does not invest in companies that are active in controversial weapons.
- **Environment (countries): PAI 15**
This fund has a greenhouse gas intensity reduction target for countries.
- **Social (countries): PAI 16**
This fund does not invest in government bonds of countries where social rights violations occur.

Company greenhouse gas intensity

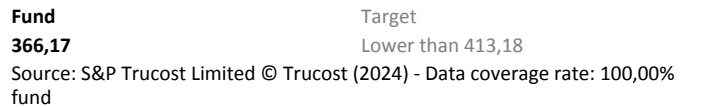
The greenhouse gas intensity of a company* indicates how many tonnes of CO₂ equivalents that company emits (Scope 1+2) per million USD of turnover (tCO₂e/\$M turnover).



Source: S&P Trucost Limited © Trucost (2024) - Data coverage rate: 99,93% fund – Target: see table 2 ‘Reduction greenhouse gas intensity’ at www.kbc.be/investment-legal-documents > Investment policy for Responsible Investing funds

Country greenhouse gas intensity

The greenhouse gas intensity of a country* indicates how many tonnes of CO₂ equivalents that country emits per million USD of Gross Domestic Product (tCO₂e/\$M GDP).



Compliance with the UN Global Compact principles

Companies which seriously violate the United Nations Global Compact* (UNGC) sustainability principles are excluded by KBC Asset Management from its universe of responsible funds.



Source: MSCI, Morningstar Sustainalytics © Morningstar Sustainalytics (2024) – Data coverage rate: 94,55% fund

More information on how the objectives are determined can be found at www.kbc.be/investment-legal-documents > Investment policy for Responsible Investing funds and in the annex to the prospectus for this fund. External circumstances, such as market movements and updates of external data, may lead to the above target not being met. In such cases, the fund manager will take action to align the fund with its objectives as soon as possible, at all times taking into account the sole interests of the investor.

When deciding to invest in this fund, account must be taken of all of the fund’s features and objectives.

This report contains information (the ‘Information’) sourced from MSCI Inc, its affiliates or information providers (the ‘MSCI Parties’) and may have been used to calculate scores, ratings or other indicators. The Information is for internal use only, and may not be reproduced/redisseminated in any form, or used as a basis for or a component of any financial instruments or products or indices. The MSCI Parties do not warrant or guarantee the originality, accuracy and/or completeness of any data or Information herein and expressly disclaim all express or implied warranties, including of merchantability and fitness for a particular purpose. The Information is not intended to constitute investment advice or a recommendation to make (or refrain from making) any investment decision and may not be relied on as such, nor should it be taken as an indication or guarantee of any future performance, analysis, forecast or prediction. None of the MSCI Parties shall have any liability for any errors or omissions in connection with any data or Information herein, or any liability for any direct, indirect, special, punitive, consequential or any other damages (including lost profits) even if notified of the possibility of such damages.

*You will find a list of financial and economic terms in the ‘Responsible investing glossary’.



TOP 10 POSITIONS (Source: KBC Asset Management)

Fund name	ISIN	Currency	Country	%
KBC Equity Fund World Responsible Investing -ISB	BE6307729135	EUR	Belgium	10.53%
KBC Eq Fd North America Responsible Investing -ISB	BE6307777613	EUR	Belgium	9.29%
KBC Eq Fd USA & Canada Responsible Investing -ISB	BE6307764488	EUR	Belgium	9.29%
KBC Eq F N.Am.Cont. Responsible Investing -ISB EUR	BE6318122270	EUR	Belgium	9.29%
KBC Part. Corporate Bds Responsible Investing -ISB	BE6222649020	EUR	Belgium	8.11%
KBC Renta Eurorenta Responsible Investing -ISB	LU0707509708	EUR	Luxembourg	7.47%
KBC Bonds Strategic Broad 75/25 RI -ISB	LU1892258572	EUR	Luxembourg	7.47%
KBC Bonds Strategic Broad 25/75 RI -ISB	LU1892258903	EUR	Luxembourg	7.46%
KBC Bonds Strategic Broad 50/50 RI -ISB	LU1892258739	EUR	Luxembourg	7.46%
KBC Eq Fd Asia Pacific Responsible Investing -ISB	BE6307773570	EUR	Belgium	3.77%
Percentage of top 10-positions in total portfolio				80.16%
Number of positions held				27

ALLOCATION OF THE PORTFOLIO^{(1) (4)} (Source: KBC Asset Management)

Asset type ^{(2) (3)}		Currency allocation	
Equity	52.67%	EUR	50.83%
Bonds	43.21%	USD	35.11%
Cash	4.12%	JPY	3.22%
		GBP	1.76%
		CHF	1.26%
		Other Emerging Markets	4.09%
		Other Developed Markets	3.72%

ALLOCATION OF THE SHARES^{(1) (4)} (Source: KBC Asset Management)

Sector allocation		Geographic allocation	
Information technology	29.60%	North America	66.68%
Financials	21.40%	Pacific	8.91%
Health care	17.30%	Eurozone	8.75%
Consumer staples	8.85%	Europe Ex-Eurozone	7.62%
Communication services	8.78%	Emerging Asia	7.20%
Consumer discretionary	8.42%	Latin America	0.44%
Materials	2.42%	Africa & Middle East	0.26%
Industrials	2.16%	Emerging Europe	0.15%
Real estate	0.88%		
Utilities	0.19%		

ALLOCATION OF THE BONDS^{(1) (4)} (Source: KBC Asset Management)

Bond type*		Rating allocation*	
Corporate Bonds Developed Markets	53.15%	AAA	10.59%
Sovereign Bonds Developed Markets	41.17%	AA	20.66%
Sovereign Bonds Emerging Markets	1.38%	A	20.99%
Corporate Bonds Emerging Markets	1.23%	BBB	31.19%
Sovereign Bonds Index Linked	0.27%	Lower than BBB	3.14%
Other Types of Bonds	2,81%	Not Rated	13.43%

⁽¹⁾ Takes into account the distribution of any underlying UCIs

⁽²⁾ Any derivative financial instruments based on shares or bonds will be included under the type of asset they relate to.

⁽³⁾ Any derivative financial instruments based, for instance, on foreign currencies or volatility indices, will be included under the 'Other' asset type.

⁽⁴⁾ Using derivative financial instruments may result in a negative allocation percentage.



This sub-fund was awarded the 'Towards Sustainability' label, which is valid for one year and revised on an annual basis. It is a quality standard under the supervision of the Central Labelling Agency (CLA). This standard defines several minimum requirements that responsible financial products must meet at portfolio level and in the investment process. See www.towardsustainability.be/en/quality-standard for more details.

Sub-funds that are awarded this label may not meet your own sustainability objectives and the label itself may not necessarily meet the requirements of future national or European regulations. Learn more at www.fsma.be/en/sustainable-finance.

KBC Asset Management NV - Havenlaan 2 - B-1080 Brussel

This is a marketing communication. This document does not contain any investment advice or investment research, just a summary of the product's features for marketing purposes. The information contained in this fact sheet is valid on the date of this document, but could change in the future. Detailed information on this product, the conditions and the attached risks can be found in the prospectus, the Key Information Document and in the periodic reports.

Please read the Key Information Document and the prospectus before investing in this fund. You can obtain these documents free of charge in Dutch and English via your KBC or CBC branch or at www.kbc.be/investment-legal-documents or www.cbc.be/documentation-investissements. There you will also find a summary of your rights as an investor. This summary is available in Dutch, English, French and German.

This information is governed by the laws of Belgium and is subject to the exclusive jurisdiction of its courts.

Do you have a question? Contact for KBC clients: + 32 78 353 137. Contact for KBC Brussels clients: + 32 2 303 31 60.

You can address complaints to complaints@kbc.be, by telephone on 016/43 25 94 or ombudsman@ombudsfin.be.

All net asset values can be found at www.beama.be.

You can read all other practical information at: www.kbc.be/fundfinder.

*An overview of financial and economic terms can be found under "Glossary".

Subordinated bonds	Subordinated bonds are bonds that, in the case of bankruptcy or liquidation of the company concerned, will only be repaid after other creditors (but before shareholders). The chance is high that, in the case of bankruptcy, the holders of this type of paper will not be repaid or will be repaid less than the holders of non-subordinated bonds. The risk of this type of paper is therefore higher and requires a higher premium.
Derivative	Financial instrument whose value is derived from the value of another asset (the underlying). The value of the derivative is determined not only by the value of the underlying, but also by a number of other factors, including movements in interest rates, the term and the volatility of the underlying. There are many different kinds of derivatives (forwards, futures, swaps, options, etc.) relating to different kinds of assets (commodities, currencies or shares, for instance). Derivatives are useful because of their leverage effect. Besides speculative purposes, they can also be used to protect (hedge) a portfolio against certain market risks, such as exchange and interest rate risks.
Anti-dilution levy	When net subscriptions and redemptions involve exceptionally large amounts, KBC Asset Management may decide to apply an additional charge to the investors concerned [those entering or exiting the fund on that day] to mitigate the negative impact on the net asset value. The size of this levy is based on the transaction charges incurred by the manager. Applied in very exceptional situations, this levy is in the interests of those investors remaining in the fund.
Asset Test (%)	Test to determine whether more than 10% of the assets of a fund (or sub-fund) are invested directly or indirectly in debt instruments as defined in Article 19b of the 1992 Income Tax Code. If this is the case, definitive withholding tax will be payable on the income arising from these debt instruments on the purchase or transfer for a consideration of units in the fund, or in the event of full or partial distribution of the equity of the fund or the relevant sub-fund.
Open-ended investment companies (beveks)	Beveks are open-ended investment companies ('bevek' – Beleggingsvennootschap met Veranderlijk Kapitaal in Dutch and sicav – Société d'Investissement à Capital Variable in French). A typical feature of these funds is that they can increase their capital at any time, without any formalities, by issuing new shares; conversely, they can decrease their capital by buying back existing shares. As a result, investors can enter or exit funds at any time, at the prevailing net asset value.
Floor price (protection)	Investments that use the floor-price monitoring technique aim to prevent the value of an investment from falling below a predetermined floor price during a set period (for instance, one year). An example of a floor price is 90% or 95% of the net asset value at the beginning of the period. The 'distance to the floor price' – the distance between the net asset value (NAV) and the floor price – is calculated as follows: $(NAV - \text{floor price}) / \text{floor price}$
Bonds Fixed rate:	Bonds that have a fixed coupon.
Bonds Floating Rate:	Bonds that have a variable coupon.
Consumer discretionary	Goods and services, the consumption of which is influenced by the economic cycle. Consumption is higher during periods of strong economic growth. Examples include cars and tourism.
Commercial Paper	Negotiable IOU (loan) issued by a company or other type of non-credit institution.
Sub-fund	A bevek (open-ended investment company) may be made up of various sub-funds, which means that it is split into separate portfolios, each with its own investment policy. A prospectus providing details of the specific investment policy is issued whenever a sub-fund is launched. The advantage to investors is that they can switch from one sub-fund to another at lower cost, hence benefiting from changing market conditions.
Distribution units	Distribution units pay out part or all of any income they might generate (e.g. dividends, interest income and capital gains) in the form of a dividend.
Depository receipts	Depository receipts (DRs) are securities representing a certain number of shares, usually those issued by companies from emerging markets. The DRs are issued by credit institutions, which hold the underlying shares in safe custody for the DR holders. The credit institution is established in a developed market (e.g. the US). DRs have the advantage that they avoid certain difficulties specific to emerging markets, such as potentially limited access to these markets, high transaction costs and limited liquidity. DRs are denominated in an international currency and not in the local currency of the share.
Fund	'Fund' is a common name for an Undertaking for Collective Investment (UCI). The term can refer to a sub-fund of an open-ended investment company under Belgian law (Bevek), a sub-fund of a Luxembourg Sicav, a collective investment fund or a sub-fund of a collective investment fund.
Futures	A futures contract is an agreement between two parties relating to the delivery of a standardised quantity of an asset specified in the contract (the underlying asset) at an agreed time and price. The underlying asset can consist of commodities, financial assets (bonds, deposits, etc.), indices and foreign currencies.
Physical replication	With physical replication, the composition of the underlying index is mimicked through the purchase of the constituent elements (assets) of that index. The term 'physical' means that the assets become the property of the fund.
Money market instruments	Money market instruments are debt instruments that meet the following criteria: (1) they have a remaining term to maturity of no more than 397 days or – if they have a longer term to maturity – their return is adjusted regularly (at least every 397 days) to take account of changes in the market rate; (2) they can be bought/sold and delivered/paid for within a short period of time (for instance, seven business days) at limited cost; (3) their value can be accurately calculated at any time.
Collective investment fund	Common name for a UCI (Undertaking for Collective Investment) with a contractual structure. This is basically a diversified portfolio that invests in shares, bonds, cash and/or real estate in accordance with the investment policy laid down in the prospectus. Investors can subscribe or redeem units at the net asset value as and when they wish. An investment fund is a convenient form of investment. It is managed by specialists that monitor the market closely and look after for all the administrative tasks (including collecting interest and dividends).
Inflation-linked (government) bonds	Bond for which the coupon payments and capital are linked to changes in a particular consumer price index. The price of inflation-linked bonds is determined by the real interest rate, which is the nominal rate less projected inflation. If the nominal interest rate and inflation expectations are equally strong, the price of inflation-linked bonds remains more or less stable. Inflation-linked bonds then offer investors better protection against a rate increase than conventional bonds.
UCI	The term 'undertaking for collective investment' (UCI) is the overarching name used for all types of investment fund, regardless of their legal status. Depending on their legal status, a distinction is made between UCIs with a contractual structure (mutual funds) and UCIs with a separate legal personality (investment companies). For UCIs that are made up of different sub-funds, the term 'UCI' is also occasionally used to refer to a sub-fund. The investor participates directly in a diversified portfolio that invests, for instance, in equities, bonds, cash and/or real estate in accordance with the investment policy laid down in the prospectus. UCIs are managed in the exclusive interests of the unit holders by specialists who track the market closely. Another term often used for a UCI is 'fund' or 'investment fund'.

Investment Grade	When assessing a bond, it is vital to consider the quality of the debtor: it is important to know whether the borrower is able to meet his commitments to pay interest and repay the capital. Most bond issuers call upon rating agencies for this. After carrying out an evaluation of the company's financial situation at that moment, the agency awards a rating that reflects the creditworthiness of the issuer or the risk that not all of the amount borrowed will be repaid. Such a rating is not a recommendation to buy, hold or sell a bond. Ratings comprise one or more letters and certain symbols or numbers. An investment grade rating is generally regarded as indicating a less risky investment, whereas a sub-investment grade rating reflects a higher degree of risk.																																				
Net asset value	The total value of all the assets in an investment fund divided by the number of units, net of the charges borne by the fund.																																				
Capitalisation units	Capitalisation units do not pay a dividend but reinvest their income. When the unit is sold, any income accrued through reinvestment is paid out in a lump sum in the form of a capital gain.																																				
Capital protection	An undertaking for collective investment (UCI) may only use the term 'capital protection' if the following criteria are met: (1) During the initial subscription period, the subscription price of units in a UCI will be fully protected at maturity. (2) To provide protection, an investment strategy must be established where investment is made in deposits, debt instruments issued by a company subject to prudential supervision and established in a Member State of the European Economic Area and/or debt instruments issued or guaranteed by a Member State of the European Economic Area, or where a similar structure applies with an identical counterparty risk. (3) Protection is provided to all shareholders. Capital protection is not the same as a capital guarantee.																																				
Capital guarantee	An undertaking for collective investment (UCI) may only use the term 'capital guarantee' if the following criteria are met: (1) The initial subscription value is fully, irrevocably and unconditionally guaranteed at maturity by a third party that is subject to prudential supervision and established in a Member State of the European Economic Area. (2) The guarantee is granted to all investors in the UCI. (3) The guarantee is issued in the form of a legally binding agreement between the UCI and the institution issuing the guarantee. A capital guarantee is not the same as capital protection.																																				
Credit Rating	A score that reflects the creditworthiness of a bond issuer. It indicates the probability that an investor will actually receive the proposed payments of interest and capital. Ratings comprise one or more letters and certain symbols or figures. AAA is given to low-risk investments. The degree of risk gradually increases for investments with ratings below AAA grade.																																				
Ongoing charges	Ongoing charges are expenses charged to the fund over a period of one year. They represent all annual charges and other payments taken from the fund's assets. Ongoing charges are expressed as a single percentage, i.e. the ratio of expenses to the fund's average invested assets. This percentage is just an estimate in the case of funds that have not been operating for a full financial year. Ongoing charges also include the transaction fees incurred by the fund.																																				
Master-Feeder	A master-feeder fund structure is a structure where investors put their money into a fund, i.e. the 'feeder', which then invests at least 85% of its assets in another fund, called the 'master'. It is the 'master' fund that effectively carries out all the underlying investments.																																				
Modified Duration	Modified duration is a measure of sensitivity to interest rates. The figure indicates the extent to which the value of the bond component of a fund would decline (increase) were interest rates to go up (fall) by 1%																																				
MSCI	Morgan Stanley Capital International (MSCI) is an independent US investment institution that calculates an index for each of the world's major investment regions. KBC funds are not supported, recommended or promoted by MSCI and MSCI assumes no liability regarding these funds or regarding those indexes on which these funds are based. The prospectus contains a more detailed description of the limits on MSCI's relationship with KBC Asset Management and all the associated funds.																																				
Net assets	The total value of all securities (shares/bonds/cash etc.) present in the portfolio at that moment, plus accrued interest and dividends and minus costs.																																				
Consumer staples	Goods and services, the consumption of which is not influenced by the economic cycle, namely products or services that people need regardless of economic growth, such as food.																																				
Emerging markets/ countries	Emerging markets/countries (synonymous with emerging economies, growth countries and growth markets) are countries or markets which have a level of development below that of the West, but which are experiencing or may experience rapid economic growth.																																				
Developed markets/ countries	Developed markets or countries have a high degree of industrialisation, a high division of labour, an advanced infrastructure and a high standard of living. Most developed countries are democracies.																																				
Allocation by rating	<p>Asset allocations in the 'allocation by rating' table are determined as follows:</p> <p>The allocation by rating for the bond portfolio is determined by the rating assigned to fixed-rate instruments (including derivatives) by one of the following rating agencies: Moody's, Standard&Poors (S&P) and Fitch.</p> <p>The second highest rating is taken for each instrument, without any account being taken of further refinements (+, -, 1, 2 or 3) after the letter scale. If only one rating is available, the rating will be derived from it.</p> <p>For instance, an instrument rated Aa2 (by Moody's), AA- (by S&P) and A+ (by Fitch) will be assigned an AA rating (see overview).</p> <table border="1" data-bbox="957 1344 1516 1680"> <thead> <tr> <th></th> <th>Moody's</th> <th>S&P, Fitch</th> <th>Rating</th> </tr> </thead> <tbody> <tr> <td rowspan="3">Investment Grade</td> <td>Aaa</td> <td>AAA</td> <td>AAA</td> </tr> <tr> <td>Aa1, Aa2, Aa3</td> <td>AA+, AA, AA-</td> <td>AA</td> </tr> <tr> <td>A1, A2, A3</td> <td>A+, A, A-</td> <td>A</td> </tr> <tr> <td rowspan="5">Sub Investment Grade</td> <td>Baa1, Baa2, Baa3</td> <td>BBB+, BBB, BBB-</td> <td>BBB</td> </tr> <tr> <td>Ba1, Ba2, Ba3</td> <td>BB+, BB, BB-</td> <td>BB</td> </tr> <tr> <td>B1, B2, B3</td> <td>B+, B, B-</td> <td>B</td> </tr> <tr> <td>Caa1, Caa2, Caa3</td> <td>CCC+, CCC, CCC-</td> <td>CCC</td> </tr> <tr> <td>Ca</td> <td>CC</td> <td>CC</td> </tr> <tr> <td>C</td> <td>C</td> <td>C</td> </tr> </tbody> </table>					Moody's	S&P, Fitch	Rating	Investment Grade	Aaa	AAA	AAA	Aa1, Aa2, Aa3	AA+, AA, AA-	AA	A1, A2, A3	A+, A, A-	A	Sub Investment Grade	Baa1, Baa2, Baa3	BBB+, BBB, BBB-	BBB	Ba1, Ba2, Ba3	BB+, BB, BB-	BB	B1, B2, B3	B+, B, B-	B	Caa1, Caa2, Caa3	CCC+, CCC, CCC-	CCC	Ca	CC	CC	C	C	C
	Moody's	S&P, Fitch	Rating																																		
Investment Grade	Aaa	AAA	AAA																																		
	Aa1, Aa2, Aa3	AA+, AA, AA-	AA																																		
	A1, A2, A3	A+, A, A-	A																																		
Sub Investment Grade	Baa1, Baa2, Baa3	BBB+, BBB, BBB-	BBB																																		
	Ba1, Ba2, Ba3	BB+, BB, BB-	BB																																		
	B1, B2, B3	B+, B, B-	B																																		
	Caa1, Caa2, Caa3	CCC+, CCC, CCC-	CCC																																		
	Ca	CC	CC																																		
C	C	C																																			
Interest rate sensitivity / Interest rate risk	The risk of the value of an investment falling when the interest rate on new investments with an equivalent term is higher.																																				
Term Deposit (regular)	Time deposit account																																				
Treasury Bill	Treasury bills																																				
Responsible investing	Responsible investing is a way for investors to combine their financial goals with their concerns for the Environment, Social issues and corporate Governance. The applicable terms and conditions can take several forms based on positive selection (players with good practices), exclusion (of controversial sectors) or both, with dialogue always being undertaken with the companies concerned.																																				
Volatility	The extent to which the price of a share or other financial product fluctuates over time, or to which a share index or exchange rate moves up or down over time.																																				
Yield to maturity (YTM)	The expected annualized return of a bond investment when held until maturity. The YTM of a fund is calculated as the weighted average YTM of the underlying financial instruments in the portfolio.																																				

RESPONSIBLE INVESTING GLOSSARY

Principal adverse impacts on sustainability factors (PAI)	Economic activities can have positive but also adverse effects on sustainability factors. Principal Adverse Impacts (PAI) indicate the main adverse effects of investment decisions on sustainability factors, such as the environment, the social framework, respect for human rights, anti-corruption and the like. Learn more at www.kbc.be/SRD .
Company greenhouse gas intensity	The greenhouse gas intensity of a company indicates how many tonnes of CO ₂ -equivalents that company emits per million USD of turnover (tCO ₂ e/\$M turnover). The number of tonnes of greenhouse gases emitted by a company is the sum of: <ul style="list-style-type: none"> • the direct greenhouse gas emissions resulting from the company's own activities (Scope 1) • the indirect greenhouse gas emissions resulting from the generation of purchased electricity (Scope 2) The indirect greenhouse gas emissions resulting from activities of, for example, suppliers and customers (scope 3) are not included in that sum, as this scope 3 data largely depends on assumptions and is not disclosed by companies. At fund level, this figure represents the weighted average of all greenhouse gas intensities of the underlying companies in which the fund invests and for which data is available. The specific 'target' objectives for a fund, as well as the benchmark and/or a reference portfolio based on a certain target allocation against which these objectives are compared, can be found at www.kbc.be/investment-legal-documents > Investment policy for responsible investing funds.
Country greenhouse gas intensity	The greenhouse gas intensity of a country indicates how many tonnes of CO ₂ -equivalents that country emits per million USD of Gross Domestic Product (tCO ₂ e/\$M GDP). The number of tonnes of greenhouse gases emitted by a country is the sum of: <ul style="list-style-type: none"> • the greenhouse gas emissions resulting from the domestic production of goods and services for domestic consumption and for export, and • the greenhouse gas emissions resulting from the import of goods and services, back to the country of origin At fund level, this figure represents the weighted average of all greenhouse gas intensities of the underlying countries represented in the fund and for which data is available. The specific 'target' objectives for a fund, as well as the benchmark and/or a reference portfolio based on a certain target allocation against which these objectives are compared, can be found at www.kbc.be/investment-legal-documents > Investment policy for responsible investing funds.
Data coverage rate	The data coverage rate reflects the proportion of investment instruments for which relevant data is available, expressed as a percentage. In calculating this, technical elements such as cash or derivatives are not taken into account.
ESG	'ESG' stands for Environment, Social and Governance and refers to the three themes that are central to a sustainability screening.
Bonds to finance green and/or social projects	Bonds to finance green and/or social projects ('ESG bonds'). We distinguish three types: <ol style="list-style-type: none"> 1. Green bonds: for financing projects which have a positive impact on the environment. 2. Social bonds: for financing projects which have a positive impact on society. 3. ESG bonds: for funding projects which have a positive impact on both the environment and society. Both companies and governments are authorised to issue these types of bonds. To qualify as an ESG bond with KBC Asset Management, the bonds must comply with the International Capital Market Association (ICMA) principles for using the proceeds.
Company ESG risk score	The ESG risk score for companies measures the difference between a company's exposure to sector-relevant environmental, social and governance (ESG) risks and the extent to which the company covers these risks. The lower a company's ESG risk score on a scale of 0 to 100, the less its sustainability risk. The company ESG risk score is determined from three perspectives: <ol style="list-style-type: none"> 1. Environment: includes waste policy, water intensity and greenhouse gas emissions 2. Social: includes employment conditions, workforce diversity and union rights 3. Governance: includes independence of the board of directors and transparency on pay and taxes At fund level, this figure represents the weighted average of all ESG risk scores for the underlying companies in which the fund invests and for which data is available. The specific 'target' objectives for a fund, as well as the benchmark and/or a reference portfolio based on a certain target allocation against which these objectives are compared, can be found at www.kbc.be/investment-legal-documents > Investment policy for responsible investing funds.
Country ESG score	The ESG country score assesses how well the government policies of countries perform in terms of the environment, social issues and corporate governance (ESG). The higher a country's ESG score on a scale of 0 to 100, the greater the number of countries that are committed to sustainable development. The score is determined from five perspectives: <ol style="list-style-type: none"> 1. General economic performance and stability 2. Socio-economic developments and public health 3. Equality, freedom and rights of all citizens 4. Environment 5. Security, peace and international relations At fund level, this figure represents the weighted average of all ESG scores of the underlying companies in which the fund invests and for which data is available. The specific 'target' objectives for a fund, as well as the benchmark and/or a reference portfolio based on a certain target allocation against which these objectives are compared, can be found at www.kbc.be/investment-legal-documents > Investment policy for responsible investing funds.
Responsible Investing Advisory Board	This Board is made up of independent members whose sole responsibility is to supervise the approach and activities of the specialist researchers of KBC Asset Management NV. Any changes KBC Asset Management makes to its responsible investment methodology must pass their test. In this way, KBC Asset Management keeps abreast of social trends.
Compliance with the UN Global Compact principles	The United Nations' Global Compact (UNGC) has drawn up 10 sustainability principles in the area of human rights, employment rights, environment and combating corruption, which all businesses have to respect. For its responsible investing funds, KBC Asset Management excludes all companies that seriously violate these principles, based on Morningstar Sustainability's Global Standard Screening and Controversy Research and MSCI's Controversy Research.
SFDR classification	The Sustainable Finance Disclosure Regulation (SFDR) is a European Regulation governing sustainability disclosures in the financial sector. It divides funds into three categories: <ul style="list-style-type: none"> • Article 6 funds: funds that neither have sustainable investment as their objective, nor do they promote environmental and/or social characteristics • Article 8 funds: funds that promote environmental and/or social characteristics • Article 9 funds: funds that have sustainable investment as their objective

Exclusion criteria for companies and countries	<p>Companies or governments whose activities, or the way in which they carry them out, are seriously at odds with the principles of responsible business are excluded. We distinguish two types of exclusion criteria:</p> <ul style="list-style-type: none"> • Exclusion criteria applying to all actively managed conventional KBC Asset Management funds, including serious violations of the United Nations Global Compact principles, human rights abuses, controversial regimes, tobacco producers and coal mining. • Exclusion criteria specific to responsible investment funds, including companies linked to or active in conventional weapons, fossil fuels, gambling, adult entertainment, fur, ... <p>You can find all the exclusion criteria at www.kbc.be/investment-legal-documents > General exclusion policy for conventional and Responsible Investing funds or at www.kbc.be/investment-legal-documents > Exclusion policy for Responsible Investing funds.</p>
Percentage of sustainable investments	<p>According to SFDR, 'sustainable investments' are investments in economic activities that contribute to</p> <ul style="list-style-type: none"> • achieving a measurable environmental or social objective, • provided these investments do not seriously undermine these goals, • and the companies invested in follow good governance practices. <p>To meet the above requirements and be regarded as a 'Sustainable investment according to SFDR' by KBC Asset Management, exclusion criteria for companies and countries are applied and the company or country also has to meet a positive criterion. A complete overview of the criteria applied by KBC Asset Management regarding what constitutes a sustainable investment under SFDR can be found at www.kbc.be/investment-legal-documents > Investment policy for Responsible Investing funds. At fund level, this figure represents the weighted average of the sustainable investments in the fund for which data is available. The fund defines a minimum percentage of sustainable investments that must be held. The actual percentage may be higher than this figure.</p> <p>You can find more product-specific information at www.kbc.be/SRD.</p>